


JCR User Guide



목차

1. Journal Citation Reports 소개
2. JCR 활용하기
 - JCR 등록하기
 - Match my manuscript
3. Browse Journals
4. Journal profile
5. Browse Categories
6. Browse Publishers
7. Browse Countries/Regions
8. JCR 주요 Indicator
 - JCR의 주요 저널 평가 지표
 - 2020 Journal Impact Factor
 - Journal Citation Indicator (JCI)
9. Guided Tours 활용하기
10. 도움말

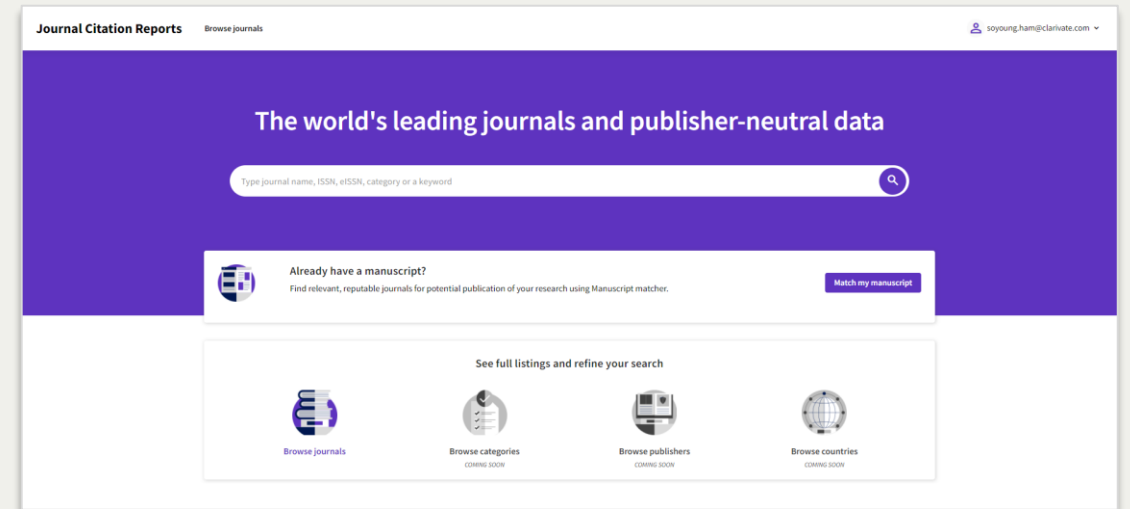
1. Journal Citation Reports (JCR) 소개

Journal Citation Reports(JCR)이란?

저널의 성과를 비교/분석할 수 있는 데이터베이스

Web of Science 핵심 컬렉션의 인용데이터를
기반으로 하고 있음

- Journal Impact Factor(JIF)를 포함한 저널의
고유의 평가지수를 활용하여 저널 분석
- 매년 새로운 버전의 JCR을 발표
- JCR에 포함된 색인
 - SCIE (Science Citation Index Expanded)
 - SSCI (Social Sciences Citation Index)
 - AHCI (Arts & Humanities Citation Index)
 - ESCI (Emerging Source Citation Index)



2. JCR 활용하기

JCR 등록하기

The screenshot shows the Journal Citation Reports website. At the top, there is a navigation bar with the logo 'Journal Citation Reports™' and links for 'Journals', 'Categories', 'Publishers', and 'Countries/Regions'. On the right side of the navigation bar, there are 'Sign In' and 'Register' buttons. A callout box points to the 'Register' button with the text 'Email로 JCR 등록' and a bullet point: 'Clarivate의 제품은 하나의 아이디로 로그인이 가능하며, Web of Science, EndNote, InCites의 아이디로 로그인'. Below the navigation bar is a large purple banner with the text 'The world's leading journals and publisher-neutral'. Underneath the banner is a search input field with the placeholder text 'Journal name/abbreviation, ISSN/eISSN, category, publisher, country/region'. Below the search field is a white box with the heading 'Already have a manuscript?' and the text 'Find relevant, reputable journals for potential publication of your research using Manuscript matcher.' and a 'Match my manuscript' button. At the bottom of the page, there is a white box with the heading 'See full listings and refine your search by' and four icons representing 'Journals', 'Categories', 'Publishers', and 'Countries/Regions'.

Journal Citation Reports™ Journals Categories Publishers Countries/Regions Sign In Register

The world's leading journals and publisher-neutral

Journal name/abbreviation, ISSN/eISSN, category, publisher, country/region

Email로 JCR 등록

- Clarivate의 제품은 하나의 아이디로 로그인이 가능하며, Web of Science, EndNote, InCites의 아이디로 로그인

Already have a manuscript?
Find relevant, reputable journals for potential publication of your research using Manuscript matcher. Match my manuscript

See full listings and refine your search by

Journals Categories Publishers Countries/Regions

Match my manuscript

The screenshot displays the Journal Citation Reports website interface. At the top, the navigation bar includes 'Journal Citation Reports™', 'Journals', 'Categories', 'Publishers', and 'Countries/Regions'. On the right side of the navigation bar, there are links for 'My favorites' and a user profile for 'Jieun Kim'. The main header area is purple and features the text 'The world's leading journals and publisher-neutral data'. Below this is a search bar with the placeholder text 'Journal name/abbreviation, ISSN/eISSN, category, publisher, country/region' and a search icon. A callout box highlights the 'Match my manuscript' button, with an arrow pointing to a text box that says '클릭 시 Master Journal List로 Direct 됨'. Below the search bar, there is a section titled 'Already have a manuscript?' with a sub-heading 'Find relevant, reputable journals for potential publication of your research using Manuscript matcher.' and a 'Match my manuscript' button. At the bottom, there is a section titled 'See full listings and refine your search by' with four icons representing 'Journals', 'Categories', 'Publishers', and 'Countries/Regions'.

Journal Citation Reports™ Journals Categories Publishers Countries/Regions My favorites Jieun Kim

The world's leading journals and publisher-neutral data

Journal name/abbreviation, ISSN/eISSN, category, publisher, country/region

Already have a manuscript?
Find relevant, reputable journals for potential publication of your research using Manuscript matcher.

Match my manuscript

클릭 시 Master Journal List로 Direct 됨

See full listings and refine your search by

Journals Categories Publishers Countries/Regions

Match my manuscript > Master Journal List



Master Journal List

Search Journals

Match Manuscript

Downloads

Help Center

Welcome, Donghyun Kim

Settings

Log Out

Browse, search, and explore journals indexed in the Web of Science

The *Master Journal List* is an invaluable tool to help you to find the right journal for your needs across multiple indices hosted on the *Web of Science* platform. Spanning all disciplines and regions, *Web of Science Core Collection* is at the heart of the *Web of Science* platform. Curated with care by an expert team of in-house editors, *Web of Science Core Collection* includes only journals that demonstrate high levels of editorial rigor and best practice. As well as the *Web of Science Core Collection*, you can search across the following specialty collections: *Biological Abstracts*, *BIOSIS Previews*, *Zoological Record*, and *Current Contents Connect*, as well as the *Chemical Information* products.

Search Journal, ISSN or title word...

Search Journals

저널검색



Already have a manuscript?

Find relevant, reputable journals for potential publication of your research based on an analysis of tens of millions of citation connections in *Web of Science Core Collection* using Manuscript Matcher.

Match Manuscript

Related products

Manuscript Matcher

Manuscript Matcher helps you find the most related journals for your manuscript. It works best when your title has at least 10 words and your abstract has at least 100 words. Using this information, it will pull the most relevant keywords for matching.

Please enter your manuscript information below.

Title

The manuscript title or relevant part(s) of the title. This works best with at least 10 words.

Abstract

The manuscript abstract or relevant part(s) of the abstract. This works best with at least 100 words.

Cancel

Find Journals

작성된
Manuscript의
제목과 초록을
활용하여 투고할
저널 매칭

논문명과
Abstract를
입력해 투고할
저널을 추천 받을
수 있음

Match my manuscript > Master Journal List > Results

Manuscript Matcher

Manuscript Matcher helps you find the most related journals for your manuscript. It works best when your title has at least 10 words and your abstract has at least 100 words. Using this information, it will pull the most relevant keywords for matching.

Please enter your manuscript information below.

Title

Abstract

Cancel Find Journals

Title과 abstract를 입력



Web of Science Group Master Journal List Search Journals Match Manuscript Downloads Help Center

Welcome, Donghyun Kim Settings Log Out

The power of the Web of Science™ on your mobile device, wherever inspiration strikes. Dismiss Learn More

Start a new search?

New Search

Refine Your Manuscript Matcher Results

Title: Autonomous driving R&D ecosystem in the case of Japanese automobile industry

Abstract: The aim of the paper is to construct a network of Japanese automobile industries' R&D activity in autonomous driving and highlight the major firms within the industry.

Find Journals

Sort By: Match Score

Filters

Clear All

- Web of Science Coverage
- Open Access
- Category
- Country / Region
- Language
- Frequency
- Journal Citation Reports

Matching Keywords

co-op management autonomous autonomous driving major firms

Match Results

Found 35 results (Page 1) Share These Results

SUSTAINABILITY

Publisher: MDPI, ST ALBAN-ANLAGE 66, BASEL, SWITZERLAND, CH-4052

SSN / eISSN: 2071-1050

Web of Science Core Collection: Science Citation Index Expanded | Social Sciences Citation Index

Additional Web of Science Indexes: Current Contents Agriculture, Biology & Environmental Sciences | Current Contents Social And Behavioral Sciences | Essential Science Indicators

Match Score: 0.66

Top Keywords: major firms co-op management autonomous driving autonomous

Share This Journal View profile page

Title과 abstract를 바탕으로 keyword와 투고 저널을 추천

3. Browse Journals

Browse journals

The screenshot shows the Journal Citation Reports website. At the top, there is a navigation bar with 'Journal Citation Reports™' on the left and 'Journals', 'Categories', 'Publishers', and 'Countries/Regions' in the center. On the right, there are links for 'My favorites' and a user profile for 'Jieun Kim'. Below the navigation bar is a large purple banner with the text 'The world's leading journals and publisher-neutral data'. Underneath the banner is a search bar with the placeholder text 'Journal name/abbreviation, ISSN/eISSN, category, publisher, country/region' and a magnifying glass icon. Below the search bar is a section titled 'Already have a manuscript?' with a subtext 'Find relevant, reputable journals for potential publication of your research using Manuscript matcher.' and a 'Match my manuscript' button. Below this is a section titled 'See full listings and refine your search by' with four icons: 'Journals' (a stack of books), 'Categories' (a checklist), 'Publishers' (a laptop), and 'Countries/Regions' (a globe). There are two callout boxes: one on the left titled 'Browse journals' with a bullet point 'Journal Impact Factor를 포함한 평가지표 등 저널의 자세한 정보 검색' and an arrow pointing to the 'Journals' icon; another on the right titled '저널 검색' with a bullet point '저널명, ISSN, Category 검색' and an arrow pointing to the search bar.

Journal Citation Reports™ Journals Categories Publishers Countries/Regions My favorites Jieun Kim

The world's leading journals and publisher-neutral data

Journal name/abbreviation, ISSN/eISSN, category, publisher, country/region

Already have a manuscript?
Find relevant, reputable journals for potential publication of your research using Manuscript matcher. Match my manuscript

See full listings and refine your search by

- Journals
- Categories
- Publishers
- Countries/Regions

Browse journals

- Journal Impact Factor를 포함한 평가지표 등 저널의 자세한 정보 검색

저널 검색

- 저널명, ISSN, Category 검색

Browse journals

Journal Citation Reports™ Journals Categories Publishers Countries/Regions

My favorites Jieun Kim

로그인 정보

21,428 journals

저널 검색

Journal name/abbreviation, ISSN/eISSN, category, publisher, country/region

특성별 Indicator 설정

표 다운로드

Indicator 설정

필터

저널의 평가지표 표

Indicators: Default

Journal name	ISSN	eISSN	Category	Total Citations	2021 JIF	JIF Quartile	2021 JCI	
<input type="checkbox"/> CA-A CANCER JOURNAL FOR CLINICIANS	0007-9235	1542-4863	ONCOLOGY - SCIE	61,124	286.130	Q1	76.09	98.80 %
<input type="checkbox"/> LANCET	0140-6736	1474-547X	MEDICINE, GENERAL & INTERNAL - SCIE	403,221	202.731	Q1	21.81	22.12 %
<input type="checkbox"/> NEW ENGLAND JOURNAL OF MEDICINE	0028-4793	1533-4406	MEDICINE, GENERAL & INTERNAL - SCIE	506,069	176.079	Q1	22.26	0.00 %
<input type="checkbox"/> JAMA-JOURNAL OF THE AMERICAN MEDICAL ASSOCIATION	0098-7484	1538-3598	MEDICINE, GENERAL & INTERNAL - SCIE	242,479	157.335	Q1	10.32	1.49 %
<input type="checkbox"/> NATURE REVIEWS MOLECULAR CELL BIOLOGY	1471-0072	1471-0080	CELL BIOLOGY - SCIE	Multiple ^	113.915	Q1	8.39	2.16 %
<input type="checkbox"/> NATURE REVIEWS DRUG DISCOVERY	1474-1776	1474-1784	Multiple v	BIOTECHNOLOGY & APPLIED MICROBIOLOGY - SCIE	112.288	Q1	9.68	1.69 %
				PHARMACOLOGY & PHARMACY - SCIE				

Clarivate™

Browse Journals > Filter

Journal Citation Reports™ Journals Categories Publishers Countries/Regions

21,428 journals

Journal name/abbreviation, ISSN/eISSN, JCR Year

Filter
필터버튼 클릭

Journal name	ISSN	eISSN	Category
<input type="checkbox"/> CA-A CANCER JOURNAL FOR CLINICIANS	0000-1489	1542-4863	ONCOLOGY - SCIE
<input type="checkbox"/> LANCET	0140-6736	1474-547X	MEDICINE, GENERAL & INTERNAL - SCIE
<input type="checkbox"/> NEW ENGLAND JOURNAL OF MEDICINE	0028-4793	1533-4406	MEDICINE, GENERAL & INTERNAL - SCIE
<input type="checkbox"/> JAMA - JOURNAL OF THE AMERICAN MEDICAL ASSOCIATION	0098-7484	1538-3596	MEDICINE, GENERAL & INTERNAL - SCIE
<input type="checkbox"/> NATURE REVIEWS MOLECULAR CELL BIOLOGY	1471-0072	1471-0072	MOL CELL BIOL - SCIE
<input type="checkbox"/> NATURE REVIEWS DRUG DISCOVERY	1474-7034	1474-7034	DRUG DISCOV - SCIE

JIF, JCI 등 최소/최대치 설정

From To

Filters:

- Journals (27,745)
- ISSN/eISSN
- Categories (254)
- Publishers (8,317)
- Country / region (121)
- Citation Indexes
- JCR Year
- Open Access
- JIF Quartile
- JIF Range
- JCI Range
- JIF Percentile

Search categories (Web of Science)

Search

- Acoustics
- Agricultural Economics & Policy
- Agricultural Engineering
- Agriculture, Dairy & Animal Science
- Agriculture, Multidisciplinary
- Agronomy
- Allergy
- Anatomy & Morphology
- Andrology
- Anesthesiology
- Literary Theory & Criticism
- Literature
- Literature, African, Australian, Canadian
- Literature, American
- Literature, British Isles
- Literature, German, Dutch, Scandinavian
- Literature, Romance
- Literature, Slavic
- Logic

Citation Index

Filter on specific editions of the Web of Science Core Collection. By default, all are selected.

- Science Citation Index Expanded (SCIE)
- Social Science Citation Index (SSCI)
- Arts & Humanities Citation Index (AHCI)
- Emerging Sources Citation Index (ESCI)

Reset Apply

Browse Journals > Indicator

Publishers Countries/Regions

My favorites Jieun Kim

Search by journal name/abbreviation, ISSN/eISSN, category, publisher, country/region

Copy query link Export

Indicators: Default

- Default
- Impact
- Normalized
- Source
- Custom

Indicator	What is included?
Default	Total Citation, 2020 JIF, 2020 JCI, JIF Quartile, % of OA Gold
Impact	Total Citation, 2020 JIF, 5 year JIF, JIF without Self Cites, Immediacy Index
Normalized	2020 JCI, Eigenfactor, Normalized Eigenfactor, Article Influence Score, JIF Percentile / Quartile
Source	Citable Item, % of articles in Citable items, Cited/Citing Half-life, Total articles, % of OA Gold

Category	Total Citations	2021 JIF	JIF Quartile	2020 JCI	% of OA Gold
ONCOLOGY - SCIE	61,124	286.130	Q1		
MEDICINE, GENERAL & INTERNAL - SCIE	403,221	202.731	Q1		
MEDICINE, GENERAL & INTERNAL - SCIE	506,069	176.079	Q1		
MEDICINE, GENERAL & INTERNAL - SCIE	242,479	157.335	Q1	10.32	1.49 %
CELL BIOLOGY - SCIE	66,072	113.915	Q1	8.39	2.16 %

Browse Journals > Customize

Clarivate Products

Journal Citation Reports Browse journals Browse categories My favorites Donghyun.Kim@Clarivate.com

20,994 journals

Journal name, JCR abbreviation, ISSN, eISSN or catr

Indicators: Default Customize

Journal name	ISSN	eISSN	Category	Citations	2020 JIF	JIF Quartile	2020 JCI
<input type="checkbox"/> CA-A CANCER JOURNAL FOR CLINICIANS	0007-9235	1542-4863	ONCOLOGY - SCIE	,868	508.702	Q1	77.64
<input type="checkbox"/> NATURE REVIEWS MOLECULAR CELL BIOLOGY	1471-0072	1471-0080	CELL BIOLOGY - SCIE	,477	94.444	Q1	7.01

목적에 맞게 indicator를 선택

Impact Metrics

Metrics focused on the citation impact of the journals.

Normalized Metrics

Metrics that have been adjusted mathematically to a particular context.

Source Metrics

Metrics based on the content of the journals.

Total Citations

2021 JIF

JIF Rank

5 Year JIF

JIF Without Self Cites

Immediacy Index

2021 JCI

JCI Rank

JCI Percentile

Eigenfactor

Normalized Eigenfactor

Article Influence Score

JIF Percentile

JIF Quartile

AIS Quartile

Citable Items

% of Articles in Citable items

Cited Half-Life

Citing Half-Life

Total Articles

% of OA Gold

Name your indicators

Save

Apply

3 Custom Indicators 이름 설정

5 Customize 설정 적용

6 이름 설정 후 저장 시, Custom이 활성화

Add to my favorite

원하는
저널을 선택

Journal name	ISSN	eISSN	Category	Total Citations	2020 JIF	JIF Quartile	2020 JCI	% of OA Gold
<input type="checkbox"/> CA-A CANCER JOURNAL FOR CLINICIANS	0007-9235	1542-4863	ONCOLOGY - SCIE	55,868	508.702	Q1	77.64	100.00 %
<input type="checkbox"/> NATURE REVIEWS MOLECULAR CELL BIOLOGY	1471-0072	1471-0080	CELL BIOLOGY - SCIE	58,477	94.444	Q1	7.01	1.40 %
<input checked="" type="checkbox"/> NEW ENGLAND JOURNAL OF MEDICINE	0028-4793	1533-4406	MEDICINE, GENERAL & INTERNAL - SCIE	464,376	91.253	Q1	26.14	0.00 %
<input checked="" type="checkbox"/> NATURE REVIEWS DRUG DISCOVERY	1474-1776	1474-1784	Multiple	41,993	84.694	Q1	10.86	0.88 %
<input type="checkbox"/> LANCET	0140-6736	1474-547X	MEDICINE, GENERAL & INTERNAL - SCIE	369,614	79.323	Q1	20.05	22.81 %
<input type="checkbox"/> Nature Reviews Clinical Oncology	1759-4774	1759-4782	ONCOLOGY - SCIE	17,973	66.675	Q1	7.72	4.38 %
<input type="checkbox"/> Nature Reviews Materials	2058-8437	2058-8437	Multiple	19,887	66.308	Q1	4.06	1.91 %
<input type="checkbox"/> Nature Energy	2058-7546	2058-7546	Multiple	28,166	60.858	Q1	8.15	0.32 %
<input type="checkbox"/> NATURE REVIEWS CANCER	1474-175X	1474-1768	ONCOLOGY - SCIE			Q1	7.64	0.68 %
<input type="checkbox"/> NATURE REVIEWS MICROBIOLOGY	1740-1526	1740-1534	MICROBIOLOGY - SCIE				5.03	3.95 %
<input type="checkbox"/> CHEMICAL REVIEWS	0009-2665	1520-6890	CHEMISTRY, MULTIDISCIPLINARY - SCIE				3.56	13.71 %
<input type="checkbox"/> MMWR Surveillance Summaries	1545-8636	1545-8636	PUBLIC, ENVIRONMENTAL & OCCUPATIONAL HEALTH - SCIE				14.38	51.43 %
<input type="checkbox"/> JAMA-JOURNAL OF THE AMERICAN MEDICAL ASSOCIATION	0098-7484	1538-3598	MEDICINE, GENERAL & INTERNAL - SCIE				11.49	1.31 %
<input type="checkbox"/> MMWR Recommendations and Reports	1057-5987	1545-8601	PUBLIC, ENVIRONMENTAL & OCCUPATIONAL HEALTH - SCIE				21.16	88.24 %
<input type="checkbox"/> NATURE BIOTECHNOLOGY	1087-0156	1546-1696	BIOTECHNOLOGY & APPLIED MICROBIOLOGY - SCIE				10.00	6.17 %

선택한 저널을 Favorite에 추가

Create a new list to add your favorites

Name your new list

Cancel
Add favorites

Journals selected 2 [Deselect all](#)

♥ Add to Favorites list

Compare

👉 Up to 50 journals in one list
👉 Up to 4 journals

Compare by journal

Filter

Journal name	ISSN	eISSN	Category	Total Citations	2020 JIF	JIF Quartile	2020 JCI	% of OA Gold
<input type="checkbox"/> CA-A CANCER JOURNAL FOR CLINICIANS	0007-9235	1542-4863	ONCOLOGY - SCIE	55,868	508.702	Q1	77.64	100.00 %
<input type="checkbox"/> NATURE REVIEWS MOLECULAR CELL BIOLOGY	1471-0072	1471-0080	CELL BIOLOGY - SCIE	58,477	94.444	Q1	7.01	1.40 %
<input checked="" type="checkbox"/> NEW ENGLAND JOURNAL OF MEDICINE	0028-4793	1533-4406	MEDICINE, GENERAL & INTERNAL - SCIE	166,436	91.253	Q1	26.14	0.00 %
<input checked="" type="checkbox"/> NATURE REVIEWS DRUG DISCOVERY	1474-1776	1474-1784	Multiple	1,000	1.000	Q1	1.00	0.88 %
<input type="checkbox"/> LANCET	0140-6736	1474-547X	MEDICINE, GENERAL & INTERNAL - SCIE	1,000	1.000	Q1	1.00	22.81 %
<input type="checkbox"/> Nature Reviews Clinical Oncology	1759-4774	1759-4782	ONCOLOGY - SCIE	1,000	1.000	Q1	1.00	4.38 %
<input type="checkbox"/> Nature Reviews Materials	2058-8437	2058-8437	Multiple	1,000	1.000	Q1	1.00	1.91 %
<input type="checkbox"/> Nature Energy	2058-7546	2058-7546	Multiple	1,000	1.000	Q1	1.00	0.32 %
<input type="checkbox"/> NATURE REVIEWS CANCER	1474-175X	1474-1768	ONCOLOGY - SCIE	1,000	1.000	Q1	1.00	0.68 %
<input type="checkbox"/> NATURE REVIEWS MICROBIOLOGY	1740-1526	1740-1534	MICROBIOLOGY - SCIE	1,000	1.000	Q1	1.00	3.95 %
<input type="checkbox"/> CHEMICAL REVIEWS	0009-2665	1520-6890	CHEMISTRY, MULTIDISCIPLINARY - SCIE	1,000	1.000	Q1	1.00	13.71 %
<input type="checkbox"/> MMWR Surveillance Summaries	1545-8636	1545-8636	PUBLIC, ENVIRONMENTAL & OCCUPATIONAL HEALTH - SCIE	1,000	1.000	Q1	1.00	51.43 %
<input type="checkbox"/> JAMA- JOURNAL OF THE AMERICAN MEDICAL ASSOCIATION	0098-7484	1538-3598	MEDICINE, GENERAL & INTERNAL - SCIE	1,000	1.000	Q1	1.00	1.31 %
<input type="checkbox"/> MMWR Recommendations and Reports	1057-5987	1545-8601	PUBLIC, ENVIRONMENTAL & OCCUPATIONAL HEALTH - SCIE	1,000	1.000	Q1	1.00	88.24 %
<input type="checkbox"/> NATURE BIOTECHNOLOGY	1087-0156	1546-1696	BIOTECHNOLOGY & APPLIED MICROBIOLOGY - SCIE	78,787	54.908	Q1	10.00	6.17 %

원하는 저널을 선택

선택한 저널의 JIF, JCI 등을 상대비교 할 수 있음

Compare

Journals selected 2 [Deselect all](#)

Add to Favorites list

Compare

Up to 50 journals in one list Up to 4 journals

Browse Journals > Compare > Journal Comparison 결과 페이지

Journal Citation Reports

Browse Journals Browse categories

My favorites Emily.han@clarivate.com

Browse Journals > Journal comparison

Comparing 4 journals

QUARTERLY JOURNAL OF ECONOMICS

ECONOMIC GEOGRAPHY

AMERICAN ECONOMIC REVIEW

ENERGY POLICY

ISSN/e-ISSN
0033-5533 / 1531-4650

0013-0095 / 1944-8287

0002-8282 / 1944-7981

0301-4215 / 1873-6777

CATEGORY
ECONOMICS-SSCI

ECONOMICS-SSCI
GEOGRAPHY-SSCI

ECONOMICS-SSCI

ENERGY & FUELS-SCIE
ENVIRONMENTAL STUDIES-SSCI
ECONOMICS-SSCI
ENVIRONMENTAL SCIENCES-SCIE

REGION
USA

USA

USA

ENGLAND

LANGUAGE
English

English

English

English

PUBLISHER
OXFORD UNIV PRESS INC

TAYLOR & FRANCIS LTD

AMER ECONOMIC ASSOC

ELSEVIER SCI LTD

MOST RECENT JCR YEAR
2020

2020

2020

2020

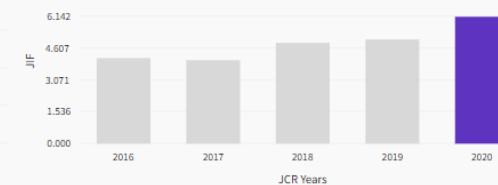
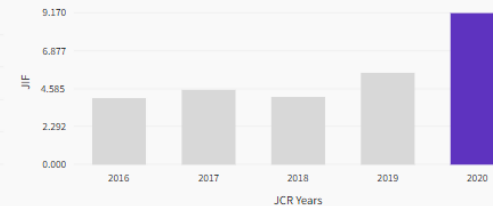
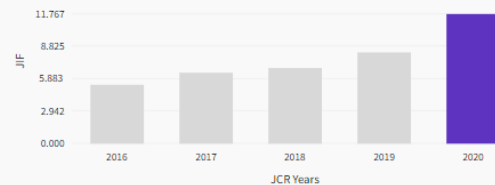
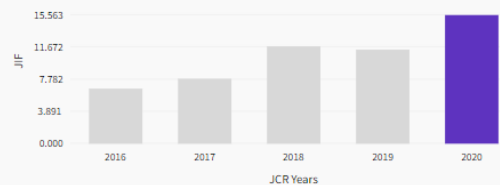
MOST RECENT JCR YEAR JIF
15.563

11.767

9.170

6.142

JIF TREND



4. Journal profile

Selecting a Journal to see Journal profile

Journal name	ISSN	eISSN	Category
<input type="checkbox"/> CA-A CANCER JOURNAL FOR CLINICIANS	0007-9235	1542-4863	ONCOLOGY - SCIE
<input type="checkbox"/> NATURE REVIEWS MOLECULAR CELL BIOLOGY	1471-0072	1471-0080	CELL BIOLOGY - SCIE
<input type="checkbox"/> NEW ENGLAND JOURNAL OF MEDICINE	0028-4793	1533-4406	MEDICINE, GENERAL & INTERNAL - SCIE
<input type="checkbox"/> NATURE REVIEWS DRUG DISCOVERY	1474-1776	1474-1784	Multiple
<input type="checkbox"/> Nature Reviews Clinical Oncology	1759-4774	1759-4782	ONCOLOGY - SCIE
<input type="checkbox"/> Nature Reviews Materials	2058-8437	2058-8437	Multiple
<input type="checkbox"/> Nature Energy	2058-7546	2058-7546	Multiple

저널명 클릭 시, Journal Profile로 이동



Journals > Journal profile

JCR YEAR: 2021

NEW ENGLAND JOURNAL OF MEDICINE

ISSN: 0028-4793

EISSN: 1533-4406

JCR ABBREVIATION: NEW ENGL J MED

ISO ABBREVIATION: N. Engl. J. Med.

Journal information

EDITION: Science Citation Index Expanded (SCIE)

CATEGORY: MEDICINE, GENERAL & INTERNAL - SCIE

LANGUAGES: English

REGION: USA

1ST ELECTRONIC JCR YEAR: 1997

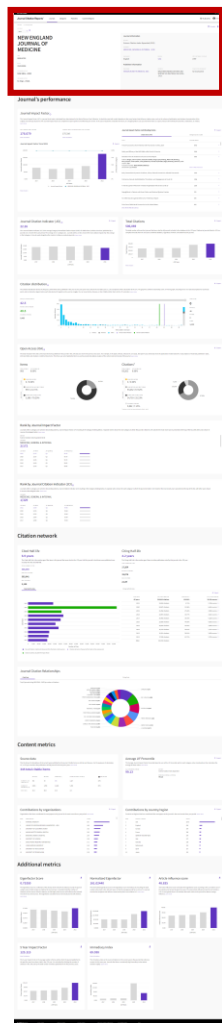
Publisher information

PUBLISHER: MASSACHUSETTS MEDICAL SOC

ADDRESS: WALTHAM WOODS CENTER, 860 WINTER ST, WALTHAM, MA 02451-1413

PUBLICATION FREQUENCY: 52 issues/year

Journal profile – Journal Information



Browse journals > Journal profile

JCR YEAR
2021 **JCR 년도 변경**

NEW ENGLAND JOURNAL OF MEDICINE

ISSN
0028-4793 **저널명**

EISSN
1533-4406

JCR ABBREVIATION
NEW ENGL J MED

ISO ABBREVIATION
N. Engl. J. Med.

즐거찾기에 추가 Favorite Export

Export page as:
PDF **PDF로 내보내기**

By exporting the selected data, you agree to the data usage policy set forth in the [Terms of Use](#)

저널의 Edition

저널의 카테고리

Journal information

EDITION
Science Citation Index Expanded (SCIE)

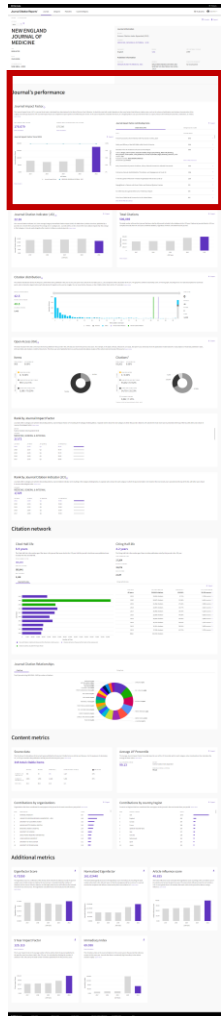
CATEGORY
MEDICINE, GENERAL & INTERNAL - SCIE

LANGUAGES	REGION	1ST ELECTRONIC JCR YEAR
English	USA	1997

Publisher information

PUBLISHER	ADDRESS	PUBLICATION FREQUENCY
MASSACHUSETTS MEDICAL SOC	WALTHAM WOODS CENTER, 860 WINTER ST, WALTHAM, MA 02451-1413	52 issues/year

Journal profile – Journal Performance (JIF)



Journal Impact Factor

The Journal Impact Factor (JIF) is a journal-level metric calculated from data indexed in the Web of Science Core Collection. It should be used with careful attention to the many factors that influence citation rates, such as the volume of publication and citations characteristics of the subject area and type of journal. The Journal Impact Factor can complement expert opinion and informed peer review. In the case of academic evaluation for tenure, it is inappropriate to use a journal-level metric as a proxy measure for individual researchers, institutions, or articles. [Learn more](#)

2021 JOURNAL IMPACT FACTOR

176.079

[View calculation](#)

JOURNAL IMPACT FACTOR WITHOUT SELF CITATIONS

175.310

[View calculation](#)

Journal Impact Factor Trend 2021

JCR Years	Journal Impact Factor
2017	~80,000
2018	~70,000
2019	~75,000
2020	~90,000
2021	176.079

Legend: Journal Impact Factor (grey bar), MEDICINE, GENERAL & INTERNAL - SCIE (purple dot)

JIF 산출 데이터: Citable items, Citing Sources

[Export](#)

Journal Impact Factor contributing items

Citable items (648)	Citing Sources (7,208)
TITLE	CITATION COUNT
A Novel Coronavirus from Patients with Pneumonia in China, 2019	5643
Safety and Efficacy of the BNT162b2 mRNA Covid-19 Vaccine	3202
Remdesivir for the Treatment of Covid-19-Final Report	1881
Remdesivir for the Treatment of Covid-19-Final Report	1881
Dapagliflozin in Patients with Heart Failure and Reduced Ejection Fraction	976
An mRNA Vaccine against SARS-CoV-2-Preliminary Report	

Web of Science 서지정보 페이지 이동

[View in Web of Science](#)

Export list as:

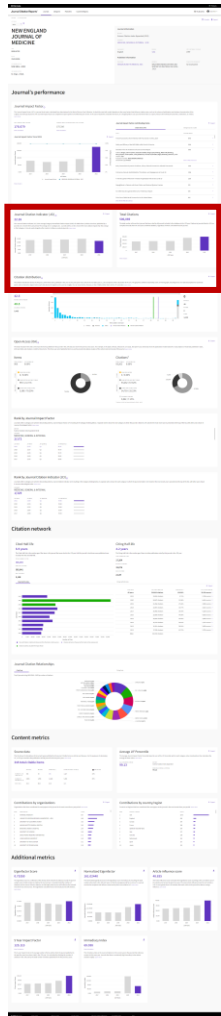
[CSV](#)

By exporting the selected data, you agree to the data usage policy set forth in the [Terms of Use](#)

최근 5년 JIF/ Percentile 트렌드

- JIF 또는 각 Category별 Percentile 선택

Journal profile – JCI & Total Citation



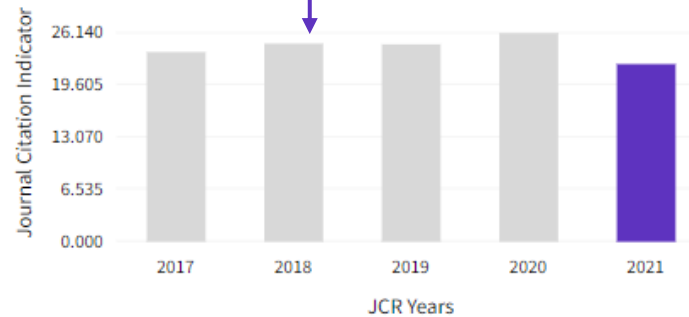
Journal Citation Indicator (JCI) [Export](#)



22.26

The Journal Citation Indicator (JCI) is the average Category Normalized Citation Impact (CNCI) of citable items (articles & reviews) published by a journal over a recent three year period. The average JCI in a category is 1. Journals with a JCI of 1.5 have 50% more citation impact than the average in that category. It may be used alongside other metrics to help you evaluate journals. [Learn more](#)

최근 5년 JCI 트렌드

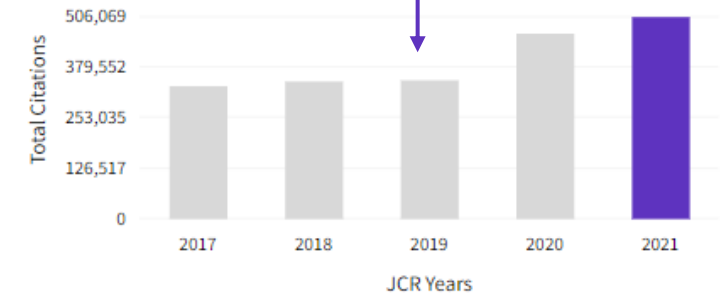


Total Citations [Export](#)

506,069

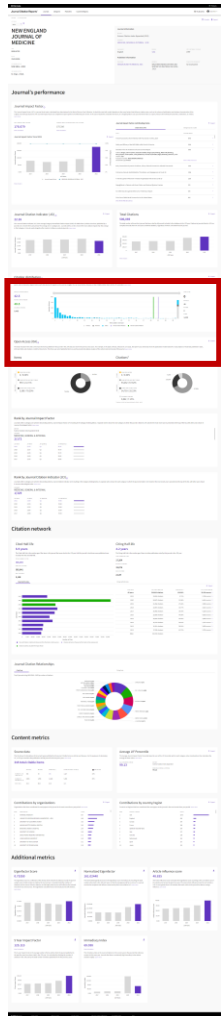
The total number of times that a journal has been cited by all journals included in the database in the JCR year. Citations to journals listed in JCR are compiled annually from the JCR years combined database, regardless of which JCR edition lists the journal.

최근 5년 총 피인용 수 트렌드



[View all years](#)

Journal profile – Citation distribution



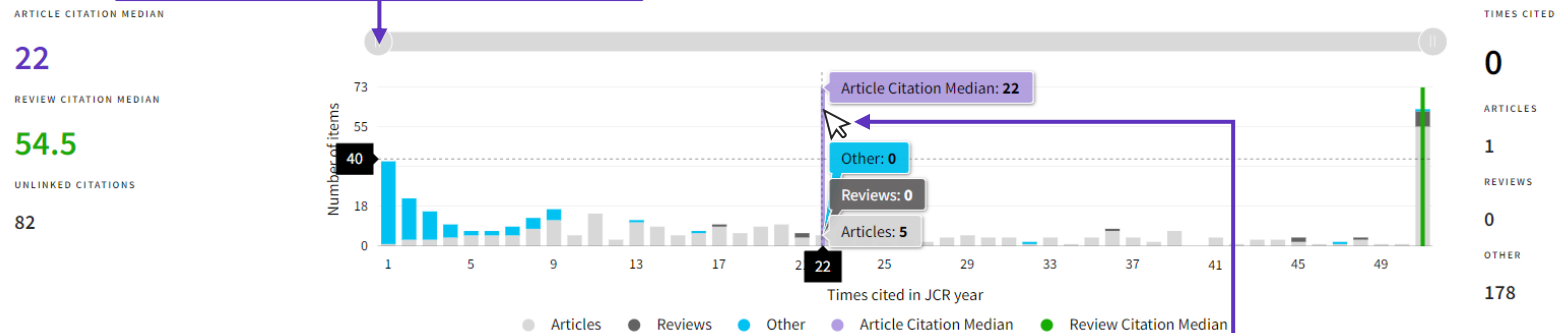
Citation distribution 📄

[Export](#)

The Citation Distribution shows the frequency with which items published in the year or two years prior were cited in the JCR data year (i.e., the component of the calculation of the JIF). The graph has similar functionality as the JIF Trend graph, including hover-over data descriptions for each data point, and an interactive legend where each data element's legend can be used as a toggle. You can view Articles, Reviews, or Non-Citable (other) items to the JIF numerator.

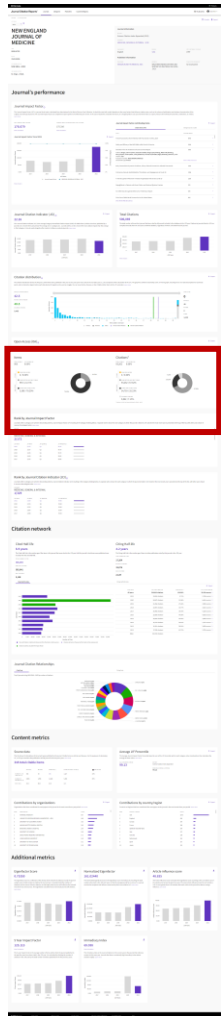
[Learn more](#)

JCR Year의 Times Cited 범위 설정



마우스 커서를 특정 Times Cited 값에 올려 놓으면 특정값의 문서타입별 논문 수 확인

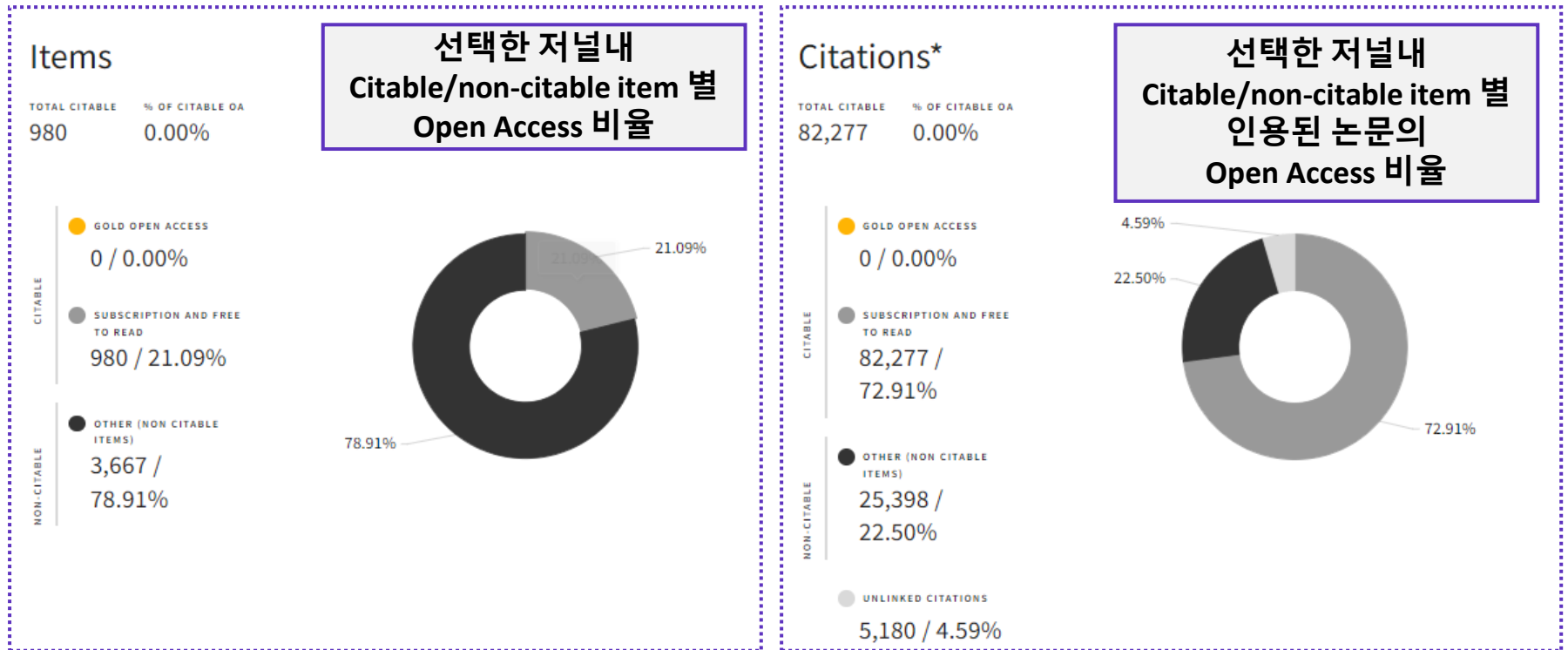
Journal profile – Open Access (OA)



Open Access (OA) 📄

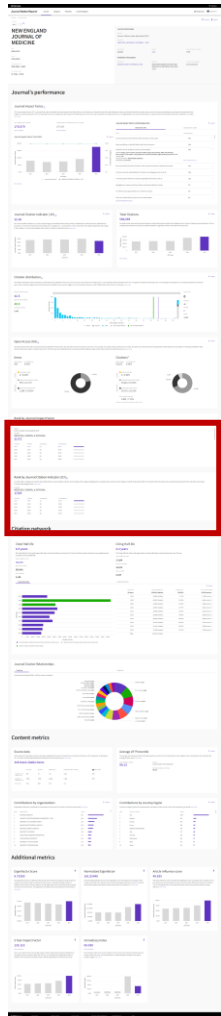
Export

The data included in this tile summarizes the items published in the journal in the JCR data year and in the previous two years. For example, in the 2020 JCR data, released in June 2021, the Open Access (OA) data show the publication model (Gold OA or subscription) of materials published in 2018, 2019 and 2020, and citations in 2020 to these items. This three-year set of published items is used to provide descriptive analysis of the content and community of the journal. [Learn more](#)



*Citations in 2020 to items published in [2018 - 2020]

Journal profile – Rank by JIF & JCI



Rank by Journal Impact Factor

Journals within a category are sorted in descending order by Journal Impact Factor (JIF) resulting in the Category Ranking below. A separate rank is presented at the top of the list, with other years shown in reverse chronological order. [Learn more](#)

Category 별 JIF 랭킹, Quartile, JIF Percentile 확인

EDITION
Science Citation Index Expanded (SCIE)
CATEGORY
MATERIALS SCIENCE, MULTIDISCIPLINARY
6/335

EDITION
Science Citation Index Expanded (SCIE)
CATEGORY
NANOSCIENCE & NANOTECHNOLOGY
2/107

JCR YEAR	JIF RANK	JIF QUARTILE	JIF PERCENTILE
2020	6/335	Q1	98.36
2019	5/314	Q1	98.57
2018	4/293	Q1	98.81
2017	4/285	Q1	98.77
2016	2/275	Q1	99.45

JCR YEAR	JIF RANK	JIF QUARTILE	JIF PERCENTILE
2020	2/107	Q1	98.60
2019	2/103	Q1	98.54
2018	2/94	Q1	98.40
2017	2/92	Q1	98.37
2016	1/87	Q1	99.43

JCR Year 별 확인 가능

Rank by Journal Citation Indicator (JCI)

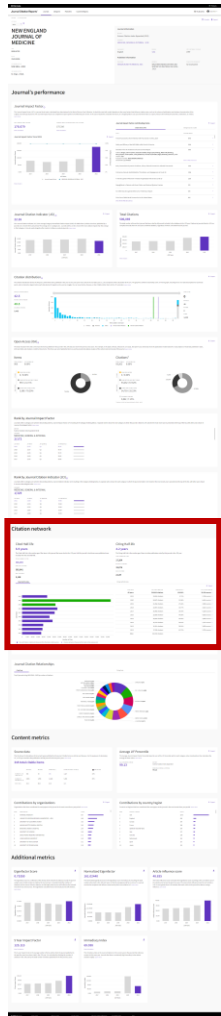
Journals within a category are sorted in descending order by Journal Citation Indicator (JCI) resulting in the Category Ranking below. A separate rank is shown for each category in which the journal is listed in JCR. Data for the most recent year is presented at the top of the list, with other years shown in reverse chronological order. [Learn more](#)

CATEGORY
MEDICINE, GENERAL & INTERNAL
1/315

JCI Year 별 확인 가능

JCR YEAR	JCI RANK	JCI QUARTILE	JCI PERCENTILE
2020	1/315	Q1	99.84
2019	1/312	Q1	99.84
2018	1/304	Q1	99.84
2017	1/298	Q1	99.83

Journal profile – Citation network



Citation network

Cited Half-life

피인용 반감기

7.5 years

The Cited Half-Life is the median age of the citations received by a journal during the JCR year

TOTAL NUMBER OF CITES

464,376

NON SELF-CITATIONS

462,392

SELF-CITATIONS

1,984

Citing Half-life

인용 반감기

4.3 years

The Citing Half-Life is the median age of the citations produced by a journal during the JCR year.

TOTAL NUMBER OF CITES

17,640

NON SELF-CITATIONS

15,656

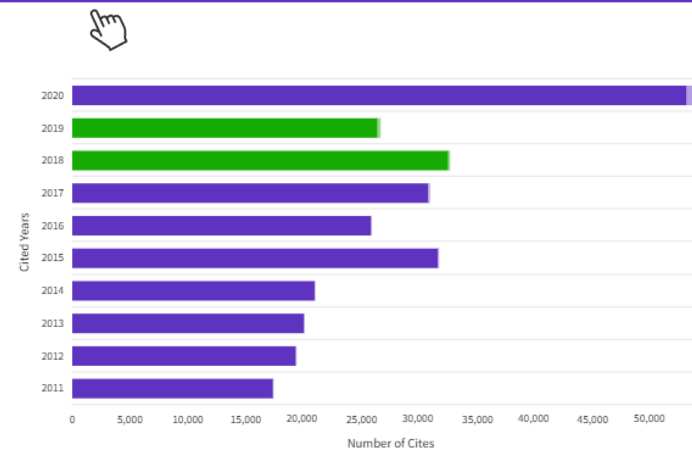
SELF-CITATIONS

1,984

Cited Half-life Data

Citing Half-life Data

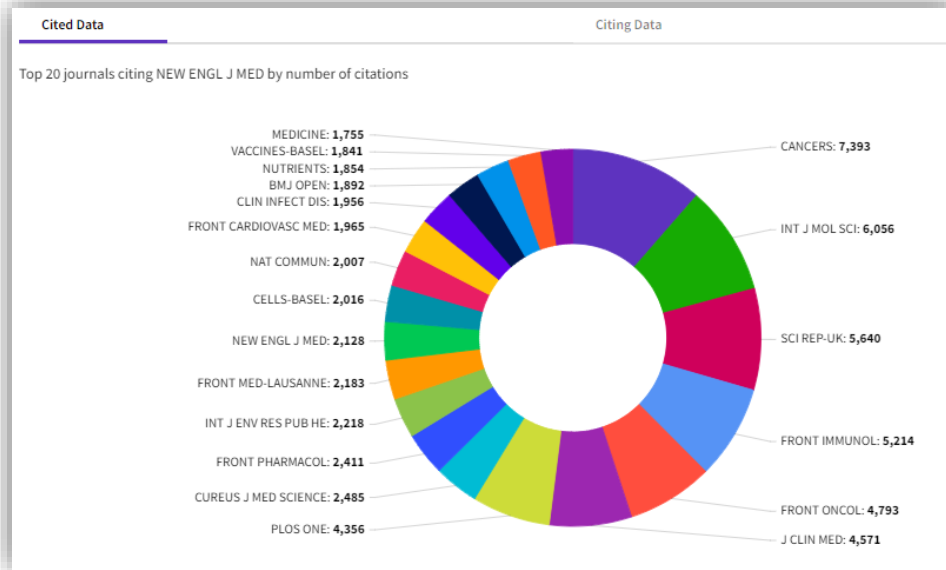
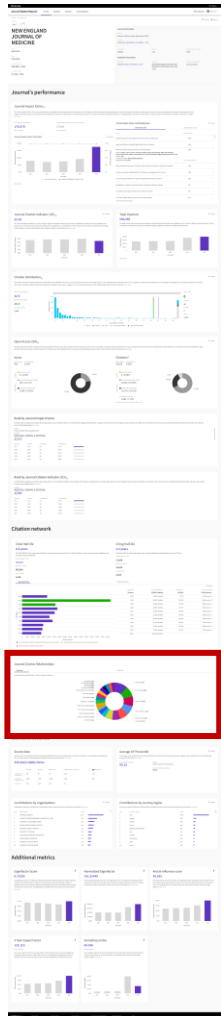
**클릭 시, 피인용/인용 반감기
년도 별 트렌드 확인**



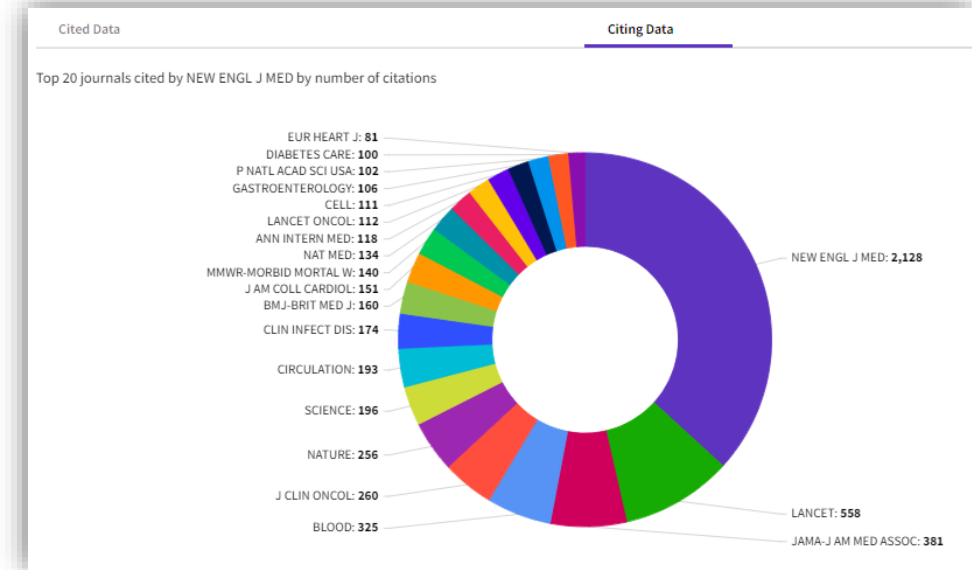
- Non-self citations: citations to the journal from the items in other sources
- Citations to items in the journal from items in the same journal
- Citations used to calculate the Impact Factor

CITED YEAR	# OF CITES FROM 2020	CUMULATIVE %	# OF CITING SOURCES
All years	464,376 citations	100.00%	9,493 sources
2020	53,632 citations	11.55%	4,479 sources
2019	26,614 citations	17.28%	3,303 sources
2018	32,609 citations	24.30%	3,755 sources
2017	30,868 citations	30.95%	4,034 sources
2016	25,861 citations	36.52%	3,994 sources
2015	31,654 citations	43.34%	4,063 sources
2014	20,982 citations	47.86%	3,749 sources
2013	20,055 citations	52.18%	3,857 sources
2012	19,349 citations	56.35%	3,757 sources
2011	17,369 citations	60.09%	3,632 sources
Older	185,383 citations		

Journal profile – Journal Citation Relationships

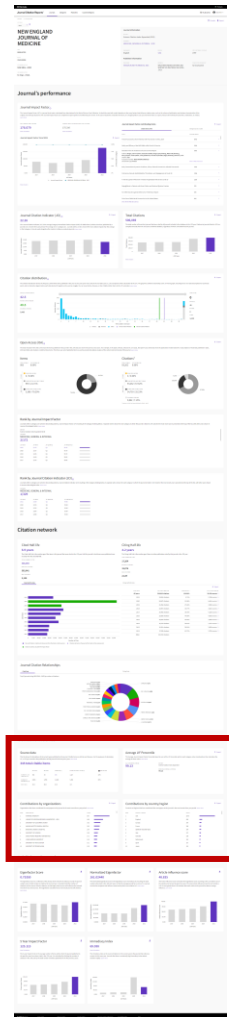


선택한 저널을 인용한 (후행연구)
인용횟수 상위 20개 저널, 인용 수



선택한 저널이 인용한 (선행연구)
인용횟수 상위 20개 저널, 인용 수

Journal profile – Content metrics



Content metrics

해당 저널 내의 Citable item (Article & review)의 수

Source data

This tile shows the breakdown of document types published by the journal. Citable Items are Articles and Reviews. For the purposes of calculating JIF, a JCR year considers the publications of that journal in the two prior years. [Learn more](#)

331 total citable items

	ARTICLES	REVIEWS	COMBINED(C)	OTHER DOCUMENT TYPES(O)	PERCENTAGE
NUMBER IN JCR YEAR 2020 (A)	288	43	331	1,324	20%
NUMBER OF REFERENCES (B)	8,632	3,145	11,777	5,863	67%
RATIO (B/A)	30.0	73.1	35.6	4.4	

JIF 백분위 평균값

Average JIF Percentile

The Average Journal Impact Factor Percentile takes the sum of the JIF Percentile rank for each category under consideration, then calculates the average of those values. [Learn more](#)

ALL CATEGORIES AVERAGE	99.70
EDITION	Science Citation Index Expanded
MEDICINE, GENERAL & INTERNAL	99.70

기관별 선택 저널 투고 Rank

Contributions by organizations

Organizations that have contributed the most papers to the journal in the most recent three-year period. [Learn more](#)

RANK	ORGANIZATION	COUNT
1	HARVARD UNIVERSITY	832
2	UNIVERSITY OF CALIFORNIA SYSTEM	305
3	MASSACHUSETTS GENERAL HOSPITAL	302
4	BRIGHAM & WOMEN'S HOSPITAL	272
5	UNIVERSITY OF LONDON	181
6	UNIVERSITY OF TEXAS SYSTEM	156
7	JOHNS HOPKINS UNIVERSITY	146
8	UNIVERSITY OF TORONTO	143
9	UNIVERSITY OF PENNSYLVANIA	138
10	ASSISTANCE PUBLIQUE HOPITAUX PARIS (APHP)	123

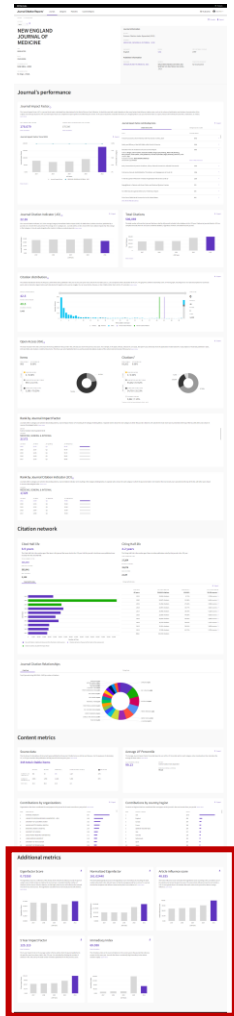
국가별 선택 저널 투고 Rank

Contributions by country/region

Countries or Regions that have contributed the most papers to the journal in the most recent three-year period. [Learn more](#)

RANK	COUNTRY / REGION	COUNT
1	USA	2939
2	England	483
3	Canada	372
4	France	332
5	GERMANY (FED REP GER)	297
6	Italy	274
7	Australia	270
8	Spain	192
9	Netherlands	183
10	Japan	155

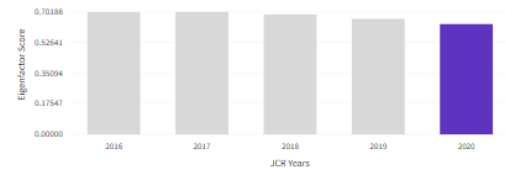
Journal profile – Additional metrics



Additional metrics

Eigenfactor Score
0.63202

The Eigenfactor Score is a reflection of the density of the network of citations around the journal using 5 years of cited content as cited by the Current Year. It considers both the number of citations and the source of those citations, so that highly cited sources will influence the network more than less cited sources. The Eigenfactor calculation does not include journal self citations. [Learn more](#)



Normalized Eigenfactor
132.47856

The Normalized Eigenfactor Score is the Eigenfactor score normalized, by rescaling the total number of journals in the JCR each year, so that the average journal has a score of 1. Journals can then be compared and influence measured by their score relative to 1. [Learn more](#)



Article influence score
37.313

The Article Influence Score normalizes the Eigenfactor Score according to the cumulative size of the cited journal across the prior five years. The mean Article Influence Score for each article is 1.00. A score greater than 1.00 indicates that each article in the journal has above average influence. [Learn more](#)



5 Year Impact Factor
89.676

[View Calculation](#)

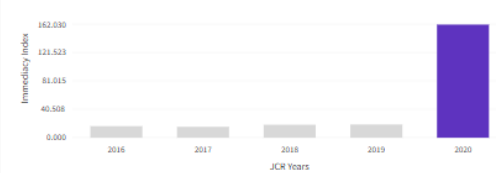
The 5 year Impact Factor is the average number of times articles from the journal published in the past five years have been cited in the JCR year. It is calculated by dividing the number of citations in the JCR year by the total number of articles published in the five previous years.



Immediacy Index
162.030

[View Calculation](#)

The Immediacy Index is the count of citations in the current year to the journal that reference content in this same year. Journals that have a consistently high Immediacy Index attract citations rapidly. [Learn more](#)



JIF, JCI 이외에
Eigenfactor Score, Immediacy
Index 등 다른 평가지수의
트렌드 확인

5. Browse Categories

Browse Category

The screenshot shows the Journal Citation Reports website interface. At the top, there is a navigation bar with the logo 'Journal Citation Reports™' and links for 'Journals', 'Categories', 'Publishers', and 'Countries/Regions'. On the right side of the navigation bar, there are links for 'My favorites' and a user profile for 'Jieun Kim'. Below the navigation bar is a large purple banner with the text 'The world's leading journals and publisher-neutral data'. Underneath the banner is a search bar with the placeholder text 'Journal name/abbreviation, ISSN/eISSN, category, publisher, country/region' and a search icon. Below the search bar is a white box with the text 'Already have a manuscript?' and a 'Match my manuscript' button. Below this is another white box with the text 'See full listings and refine your search by' and four icons: 'Journals', 'Categories', 'Publishers', and 'Countries/Regions'. The 'Categories' icon is circled in purple. To the right of the 'Categories' icon is a grey box with the text 'Browse Category' and a bullet point: 'Journal Impact Factor를 포함한 평가지표 등 저널의 자세한 정보 검색'.

Journal Citation Reports™ Journals Categories Publishers Countries/Regions My favorites Jieun Kim

The world's leading journals and publisher-neutral data

Journal name/abbreviation, ISSN/eISSN, category, publisher, country/region

Already have a manuscript? Find relevant, reputable journals for potential publication of your research using Manuscript matcher. Match my manuscript

See full listings and refine your search by

Journals Categories Publishers Countries/Regions

Browse Category

- Journal Impact Factor를 포함한 평가지표 등 저널의 자세한 정보 검색

Browse Category (Categories by Group)

Categories by Group

See all 254 Categories

	NUMBER OF CATEGORIES	NUMBER OF JOURNALS	NUMBER OF CITABLE ITEMS	
Agricultural Sciences	7	419	55,284	▼
Arts & Humanities, Interdisciplinary	8	960	33,885	▼
Biology & Biochemistry	34	3,892	707,810	▼
Chemistry	21	2,325		
Clinical Medicine	59	7,134		
Computer Science	14	1,488		
Economics & Business	21	3,188		

Sort by: Alphabetical

정렬순서를 변경

- Alphabetical
- Number of categories
- Number of journals

클릭시 그룹 내 모든 카테고리 보기 가능

	NUMBER OF CATEGORIES	NUMBER OF JOURNALS	NUMBER OF CITABLE ITEMS
Arts & Humanities, Interdisciplinary	8	981	34,887
<p>Covers traditions and cultures of multiple nationalities and ethnic groups; the history of ideas and development of scientific discoveries; multidisciplinary sources from specific time periods; and other multidisciplinary resources covering the humanities.</p> <ul style="list-style-type: none"> AREA STUDIES ASIAN STUDIES CLASSICS CULTURAL STUDIES FOLKLORE HISTORY & PHILOSOPHY OF SCIENCE HUMANITIES, MULTIDISCIPLINARY MEDIEVAL & RENAISSANCE STUDIES <p>See All 8</p>			

Browse Category (Categories by Group) > 1 Category

Categories by Group ⓘ

[See all 254 Categories](#)

Sort by: Alphabetical ▾

Agricultural Sciences

Covers multiple aspects of agriculture, including engineering application in agriculture; selection, breeding, and management of livestock and crops; cultivation of plants; the formation, distribution, and utilization of soils; and all aspects of agricultural commodities and the management and policy decisions affecting them.

NUMBER OF CATEGORIES

7

NUMBER OF JOURNALS

424

NUMBER OF CITABLE ITEMS



AGRICULTURAL ECONOMICS & POLICY

AGRICULTURAL ENGINEERING

AGRICULTURE, DAIRY

AGRICULTURE, MULT

AGRONOMY

HORTICULTURE

SOIL SCIENCE

[See All 7](#)


선택한 Category가 색인된 Edition과 이와 관련된 평가지수를 볼 수 있음

1 category

[See all 21 Groups](#)

Journal name, JCR abbreviation, ISSN, eISSN or category 🔍

[Export](#)

 Customize

AGRICULTURAL ECONOMICS & POLICY ⌵

 Filter

Category	Group	Edition	# of journals	Citable Items	Total Citations	Median impact factor
AGRICULTURAL ECONOMICS & POLICY	Agricultural Sciences; Economics & Business	SCIE	21	1,446	48,745	2.518
AGRICULTURAL ECONOMICS & POLICY	Agricultural Sciences; Economics & Business	ESCI	14	719	3,995	n/a

Journal Citation Reports dataset updated Oct 25, 2021

Arts & Humanities, Interdisciplinary

NUMBER OF CATEGORIES

8

Biology & Biochemistry

NUMBER OF CATEGORIES

34

Browse Category > See all 254 Categories

Journal Citation Reports

Categories by Group

[See all 254 Categories](#)

	NUMBER OF CATEGORIES	NUMBER OF JOURNALS	NUMBER OF CITABLE ITEMS
Agricultural Sciences	7	419	55,284
Arts & Humanities			33,885
Biology & Biochemistry	34	3,892	707,810
Chemistry	21	2,325	638,604
Clinical Medicine	59	7,134	1,121,802
Computer Science	14	1,488	208,983
Economics & Business	21	3,188	239,113

클릭 시, Category 관점으로 전환

Journal Citation Reports

254 categories

See all 21 Groups

Journal name, JCR abbreviation, ISSN, eISSN or category

Category	Group	Edition	# of journals
EDUCATION & EDUCATIONAL RESEARCH	Multidisciplinary; Social Sciences, General	ESCI	461
ECONOMICS	Economics & Business; Social Sciences, General	SSCI	378
MATERIALS SCIENCE, MULTIDISCIPLINARY	Materials Science; Multidisciplinary	SCIE	336
MATHEMATICS	Mathematics	SCIE	330

Browse Category > See all 254 Categories – Indicators, Export

The screenshot shows the 'Categories' page in Journal Citation Reports. The page title is '254 categories' with a link to 'See all 21 Groups'. A search bar is present with the placeholder text 'Journal name/abbreviation, ISSN/eISSN, category, publisher, country/region'. A table lists various categories with their respective metrics. On the right side, there are two callout boxes: 'Excel 파일 다운로드' pointing to the 'Export' button and 'Indicator 추가 가능' pointing to the 'Customize' button. The 'Customize' callout box also contains a list of 'Category metrics' with checkboxes for various indicators.

Excel 파일 다운로드

Indicator 추가 가능

Category metrics

- Group
- Edition
- # of journals
- Citable items
- Total Citations
- Median impact factor
- Aggregate impact factor
- Aggregate Immediacy Index
- Aggregate Cited Half-Life
- Aggregate Citing Half-Life

Apply

Category	Group	Edition	# of journals	Citable Items	Total Citations	Median impact factor
EDUCATION & EDUCATIONAL RESEARCH	Multidisciplinary; Social Sciences, General	ESCI	472	18,886	171,860	N/A
ECONOMICS	Economics & Business; Social Sciences, General	SSCI	380	27,825	1,612,315	2.070
MATERIALS SCIENCE, MULTIDISCIPLINARY	Materials Science; Multidisciplinary	SCIE	346	169,440	7,246,756	3.786
MATHEMATICS	Mathematics	SCIE	332	36,491	725,131	0.967
BIOCHEMISTRY & MOLECULAR BIOLOGY	Biology & Biochemistry; Chemistry	SCIE	296	81,525	5,448,756	4.228
HISTORY	History & Archaeology	AHCI	286	7,765	86,005	N/A
PHARMACOLOGY & PHARMACY	Biology & Biochemistry; Chemistry; Clinical Medicine	SCIE	279	59,279	2,578,028	3.580

Browse Category > See all 254 Categories > Select category

Journal Citation Reports

254 categories
See all 21 Groups

필터 버튼 클릭

Filter

Categories (254)

Citation Indexes

JCR Year

Reset

Apply

Categories by group

All Categories (254)

Agricultural Sciences (7)

Arts & Humanities, Interdisciplinary (8)

Biology & Biochemistry (34)

Chemistry (21)

Search categories (Web of Science)

Search

Acoustics

Agricultural Economics & Policy

Agricultural Engineering

Agriculture, Dairy & Animal Science

Agriculture, Multidisciplinary

Literary Theory & Criticism

Literature

Literature, African, Australian, Canadian

Literature, American

Customize

그룹별 카테고리 선택

Citation Index

Filter on specific editions of the Web of Science Core Collection. By default, all are selected.

Science Citation Index Expanded (SCIE)

Social Science Citation Index (SSCI)

Arts & Humanities Citation Index (AHCI)

Emerging Sources Citation Index (ESCI)

Edition을 선택

JCR Year

Select the JCR Year for which you would like data to be displayed.

Year: 2020

JCR Year을 선택

Browse Category > See all 254 Categories > Select category

Journal Citation Reports™ Journals Categories Publishers Countries/Regions My favorites Jieun Kim

254 categories
See all 21 Groups

Journal name/abbreviation, ISSN/eISSN, category, publisher, country/region

Export

특정 카테고리 클릭 시,
Category, index, JCR year가 필터로
선택된 Browse Journal로 이동

Category	Group	Edition	# of journals	Citable Items	Total Citations
EDUCATION & EDUCATIONAL RESEARCH	Multidisciplinary; Social Sciences, General	ESCI	461	18,886	171,86
ECONOMICS	Economics & Business; Social Sciences, General	SSCI	378	27,825	1,612,31
MATERIALS SCIENCE, MULTIDISCIPLINARY	Materials Science; Multidisciplinary	SCIE	336	169,440	7,246,756
MATHEMATICS	Mathematics	SCIE	330	36,491	725,131
BIOCHEMISTRY & MOLECULAR BIOLOGY	Biology & Biochemistry; Chemistry	SCIE	297	81,525	5,448,756
HISTORY	History & Archaeology	AHCI	288	7,765	86,005
PHARMACOLOGY & PHARMACY	Biology & Biochemistry; Chemistry; Clinical Medicine	SCIE	276	59,279	2,578,028
			274		

461 journals

Journal name, JCR abbreviation, ISSN, eISSN or category

EDUCATION & EDUCATIONAL RESEARCH ESCI JCR Year: 2020

Journal name	ISSN	eISSN	Category	Total Citations
<input type="checkbox"/> Luz	1814-151X	1814-151X	EDUCATION & EDUCATIONAL RESEARCH - ESCI	46
<input type="checkbox"/> Atenas	1682-2749	1682-2749	EDUCATION & EDUCATIONAL RESEARCH - ESCI	60
<input type="checkbox"/> Educar	0211-819X	2014-8801	EDUCATION & EDUCATIONAL RESEARCH - ESCI	267
<input type="checkbox"/> EDMETIC	2254-0059	2254-0059	EDUCATION & EDUCATIONAL RESEARCH - ESCI	141
<input type="checkbox"/> He Kupu	1179-6812	1179-6812	EDUCATION & EDUCATIONAL RESEARCH - ESCI	33
<input type="checkbox"/> Legenda	1316-0524	1316-0524	EDUCATION & EDUCATIONAL RESEARCH - ESCI	8
<input type="checkbox"/> Dialogia	1677-1303	1983-9294	EDUCATION & EDUCATIONAL RESEARCH - ESCI	51

6. Browse Publishers

Browse Publishers

The screenshot shows the Journal Citation Reports website interface. At the top, there is a navigation bar with the following items: "Journal Citation Reports™", "Journals", "Categories", "Publishers", "Countries/Regions", "My favorites", and a user profile for "Jieun Kim". Below the navigation bar is a large purple banner with the text "The world's leading journals and publisher-neutral data". Underneath the banner is a search bar with the placeholder text "Journal name/abbreviation, ISSN/eISSN, category, publisher, country/region" and a magnifying glass icon. Below the search bar is a white box with the heading "Already have a manuscript?" and a sub-heading "Find relevant, reputable journals for potential publication of your research using Manuscript matcher." To the right of this box is a button labeled "Match my manuscript". Below this box is another white box with the heading "See full listings and refine your search by". Underneath this heading are four icons representing different search filters: "Journals", "Categories", "Publishers", and "Countries/Regions". The "Publishers" icon is circled in purple. To the right of the "Publishers" icon is a callout box with the heading "Browse Publishers" and a list item: "Publisher 별 JCR연도 출판 저널 수 확인, InCites의 Publisher Report 페이지 이동 가능".

Journal Citation Reports™ Journals Categories Publishers Countries/Regions My favorites Jieun Kim

The world's leading journals and publisher-neutral data

Journal name/abbreviation, ISSN/eISSN, category, publisher, country/region

Already have a manuscript?
Find relevant, reputable journals for potential publication of your research using Manuscript matcher. [Match my manuscript](#)

See full listings and refine your search by

- Journals
- Categories
- Publishers**
- Countries/Regions

Browse Publishers

- Publisher 별 JCR연도 출판 저널 수 확인, InCites의 Publisher Report 페이지 이동 가능

Browse Publishers

5,228 publishers

Journal name/abbreviation, ISSN/eISSN, category, publisher, country/region

Publisher name	Number of journals in 2021	InCites Analysis
Springer Nature (Unified)	2,207	Publisher reports
Elsevier (Unified)	2,119	Publisher reports
Taylor & Francis (Unified)	2,075	Publisher reports
Wiley (Unified)	1,470	Publisher reports
WILEY	1,347	Publisher reports
ROUTLEDGE JOURNALS, TAYLOR & FRANCIS LTD	1,180	Publisher reports
SPRINGER	1,059	Publisher reports
Sage (Unified)	920	Publisher reports
ELSEVIER	770	Publisher reports
TAYLOR & FRANCIS LTD	582	Publisher reports

저널 수 클릭 시, Publisher가 필터로 선택된 Browse Journal로 이동

2,207 journals

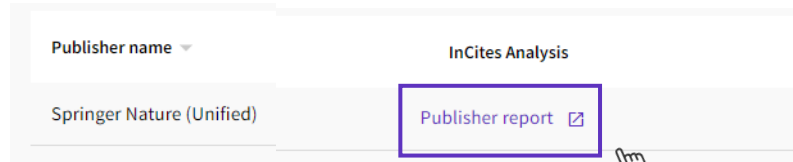
Journal name/abbreviation, ISSN/eISSN, category, publisher

Springer Nature (Unified)

Journal name	ISSN	eISSN	Category
<input type="checkbox"/> CELL RESEARCH	1001-0602	1748-7838	CELL BIOLOGY - SCIE
<input type="checkbox"/> INTENSIVE CARE MEDICINE	0342-4642	1432-1238	CRITICAL CARE MEDICINE - SCIE
<input type="checkbox"/> Molecular Cancer	N/A	1476-4598	Multiple

Filter 1

Browse Publishers > InCites Analysis – Publisher report



InCites 구독 기관의 경우,
Publisher report 클릭 시
InCites의 Publisher report로 이동

InCites Publisher Report

Understand publisher output, subject area coverage, open access and impact.

Publisher Name: Springer Nature (Unified) X
e.g. IEEE CANADA

Date range: 2018 - 2021 Dataset: InCites Dataset Include ESCI documents

Overview

Documents Published	Times Cited	% Document Cited	Average NCZI
1,841,850	22,916,722	75.04	0.93

Publishing Profile

Documents Published by Citation Topic (Macro)
In which macro-topics is the publisher most prominent?

Topic	Count
1 Clinical & Life Sciences	621,041 Web of Science Documents
2 Chemistry	151,032 Web of Science Documents
3 Social Sciences	125,025 Web of Science Documents
4 Technical Engineering, Electronics & Computing	152,744 Web of Science Documents
5 Physics	49,910 Web of Science Documents
6 Mathematics	37,024 Web of Science Documents
7 ...	29,859 ...
8
9

Documents Published by Citation Topic (Meso)
In which meso-topics is the publisher most prominent?

Topic	Count
1.4 Crop Science	22,770 Web of Science Documents
2.4 Molecular & Cellular Biology	30,719 Web of Science Documents
4.48 ...	18,115 Web of Science Documents
4.7 ...	18,009 Web of Science Documents
6.17 Computer Vision & Pattern Recognition	11,024 Web of Science Documents
7.13 Metallurgical Engineering	11,452 Web of Science Documents
8.8 ...	11,263 Web of Science Documents
8.81 ...	11,203 Web of Science Documents
8.9 Particles & Fields	11,203 Web of Science Documents
8.9 Marine Biology	11,027 Web of Science Documents

Gold Open Access Publishing Output

Gold Open Access Publishing Trend
Total number of gold and gold - hybrid OA Web of Science documents published

Gold Open Access Publishing Impact Trend
What is the publisher's overall gold OA impact (normalized for subject category)?

Gold Open Access Publishing Profile

Publisher Gold Open Access Impact by Citation Topic (Macro)
In which macro-topics is the publisher having the most impact?

Publisher Gold Open Access Impact by Citation Topic (Meso)
In which meso-topics is the publisher having the most impact?

7. Browse Countries/Regions

Browse Countries/Regions

The screenshot shows the top navigation bar of the Journal Citation Reports website. The main navigation menu includes 'Journals', 'Categories', 'Publishers', and 'Countries/Regions'. On the right side, there are links for 'My favorites' and a user profile for 'Jieun Kim'. The main content area features a large purple banner with the text 'The world's leading journals and publisher-neutral data'. Below this is a search bar with the placeholder text 'Journal name/abbreviation, ISSN/eISSN, category, publisher, country/region'. A callout box titled 'Already have a manuscript?' contains a 'Match my manuscript' button. At the bottom, there are four icons representing 'Journals', 'Categories', 'Publishers', and 'Countries/Regions'. The 'Countries/Regions' icon is highlighted with a purple circle, and a callout box points to it with the text 'Browse Countries/Regions' and a list of features: '국가/지역 별 JCR연도 저널 수 확인, InCites에서 국가/지역 별 저널 분석 가능'.

Journal Citation Reports™ Journals Categories Publishers Countries/Regions My favorites Jieun Kim

The world's leading journals and publisher-neutral data

Journal name/abbreviation, ISSN/eISSN, category, publisher, country/region

Already have a manuscript? Find relevant, reputable journals for potential publication of your research using Manuscript matcher. Match my manuscript

See full listings and refine your search by

Journals Categories Publishers Countries/Regions

Browse Countries/Regions

- 국가/지역 별 JCR연도 저널 수 확인, InCites에서 국가/지역 별 저널 분석 가능

Browse Countries/Regions

111 countries/regions

Journal name/abbreviation, ISSN/eISSN, category, publisher, country/region

Export

Countries/Regions	Number of journals in 2021	InCites metrics
USA	5,930	Analyse in InCites
ENGLAND	4,511	Analyse in InCites
NETHERLANDS	1,329	Analyse in InCites
GERMANY (FED REP GER)	1,148	Analyse in InCites
SPAIN	719	Analyse in InCites
SWITZERLAND	541	Analyse in InCites
ITALY	421	Analyse in InCites
BRAZIL	410	Analyse in InCites
CHINA MAINLAND	403	Analyse in InCites
RUSSIA	390	Analyse in InCites

저널 수 클릭 시,
Country/Region이 필터로 선택된
Browse Journal로 이동

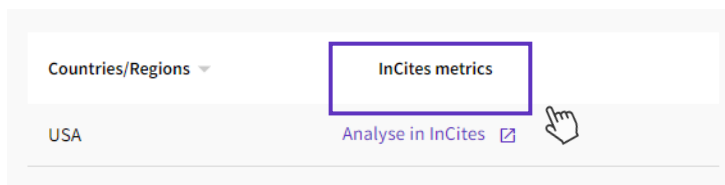
5,930 journals

Journal name/abbreviation, ISSN/eISSN, category

USA JCR Year: 2021

Journal name	ISSN	eISSN	Category
<input type="checkbox"/> CA-A CANCER JOURNAL FOR CLINICIANS	0007-9235	1542-4863	ONCOLOGY
<input type="checkbox"/> NEW ENGLAND JOURNAL OF MEDICINE	0028-4793	1533-4406	MEDICINE, INTERNAL

Browse Countries/Regions > InCites - Analyze – Publication Sources



InCites 구독 기관의 경우,
InCites metrics 클릭 시 InCites의 Analyze >
Publication Sources로 이동하여 분석 가능

InCites Analyze Report Organize My Organization jjeun.kim@clarivate.com

Publication Sources Source Name e.g. Nature

Time Period: 2017-2021 Publication Source Country/Region: USA Schema: Web of Science Clear all filters

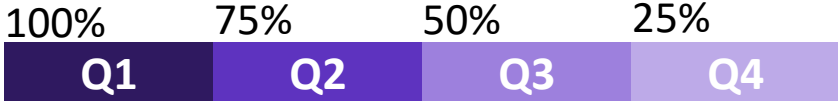
TABLE VISUAL

7,800 publication sources (5,037,114 documents) Find in table Sorted by Times Cited Add indicator

Publication Source Name	Web of Science Documents	Times Cited	Journal Impact Factor	Journal Citation Indicator	% Documents Cited	JIF Quartile
<input type="checkbox"/> PLOS ONE	89,502	800,770	3.752	0.88	87.18%	Q2
<input type="checkbox"/> ACS APPLIED MATERIALS & INTERFACES	27,308	672,049	10.383	1.49	97.16%	Q1
<input type="checkbox"/> SCIENCE	13,288	561,769	63.714	10.16	59.03%	Q1
<input type="checkbox"/> JOURNAL OF THE AMERICAN CHEMICAL SOCIETY	12,738	543,986	16.383	2.65	98.13%	Q1
<input type="checkbox"/> PROCEEDINGS OF THE NATIONAL ACADEMY OF SCIENCES OF THE UNITED STATES OF AMERICA	20,272	536,083	12.779	2.61	91.98%	Q1
<input type="checkbox"/> NEW ENGLAND JOURNAL OF MEDICINE	7,593	497,771	176.079	22.26	71.97%	Q1
<input type="checkbox"/> JOURNAL OF CLEANER PRODUCTION	21,054	489,401	11.072	1.51	97.59%	Q1
<input type="checkbox"/> IEEE ACCESS	54,711	440,759	3.476	0.93	83.77%	Q2

7. JCR 주요 Indicator

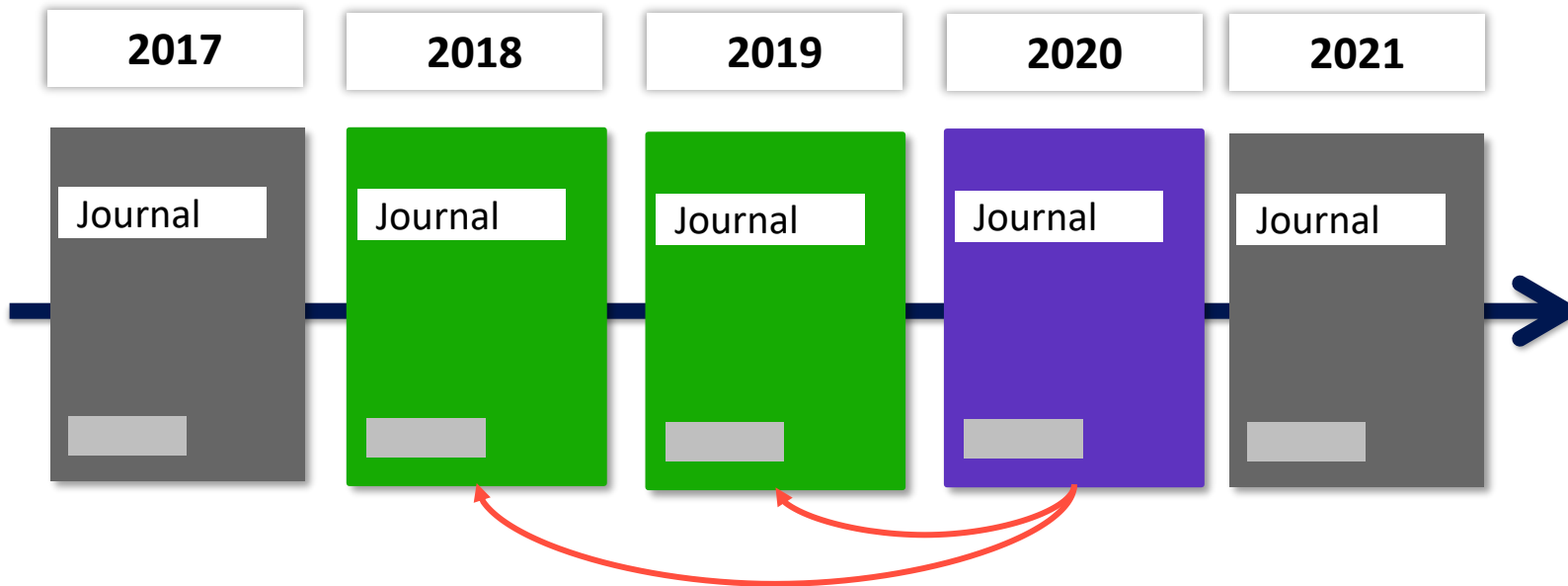
JCR의 주요 저널 평가 지표

- **Journal Impact Factor (JIF)** : JCR 연도 직전 2개년 동안 출판된 논문이 JCR 연도에 기록한 인용 영향력
- **5 year Impact Factor** : JCR 연도 직전 5개년동안 출판된 논문이 JCR 연도에 기록한 인용 영향력
- **Immediacy Index**: JCR 연도에 출판된 논문이 JCR 연도에 기록한 인용 영향력
- **JIF Quartile**: Journal Impact Factor를 기준으로 Category별 사분위 값 
- **JIF Percentile**: Journal Impact Factor를 기준으로 Category별 백분위 값
- **Eigenfactor Score**: JCR 연도 직전 5개년 동안 출판된 논문이 JCR 연도에 기록한 인용 영향력을 계산할 때, 피인용 저널의 영향력에 따라 가중치를 부여한 영향력 평가 지수
- **Normalized Eigenfactor**: Eigenfactor Score의 값을 정규화한 값 (평균=1)
- **Journal Citation Indicator (JCI)** : JCR 연도 직전 3개년 출판 논문이 JCR연도에 기록한 상대적 인용 영향력 (평균 = 1)

Journal Impact Factor

JCR 연도 직전 2년 동안 출판된 Citable items(Article, Review 형태의 논문)를 JCR 연도에 인용된 수로 나눈 값

2020 JIF: 2018년과 2019년도에 출판된 논문이 2020년도에 인용된 평균값



Journal Impact Factor Calculation

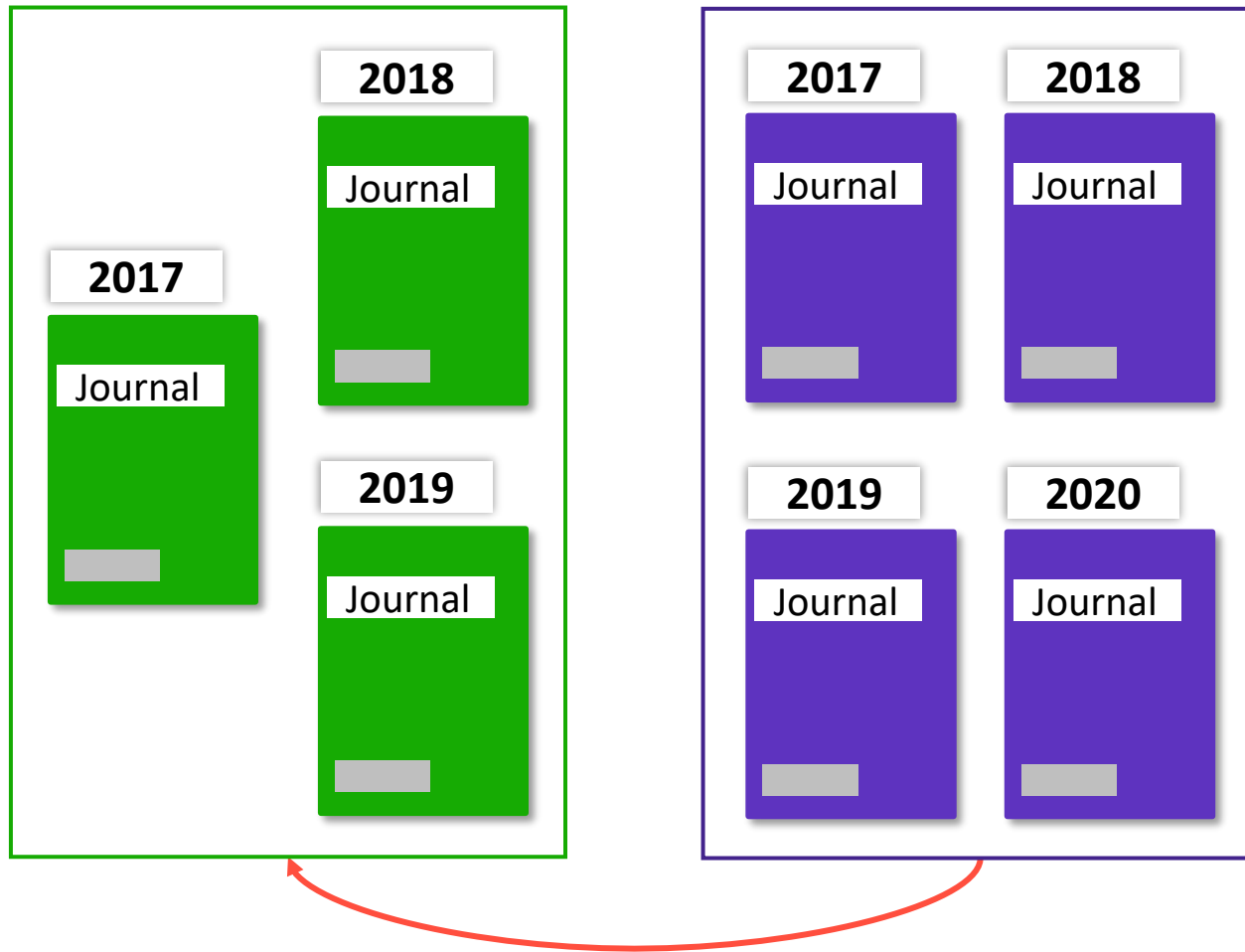
2020 Journal Impact Factor = $\frac{90,281}{1,807} = 49.962$

How is Journal Impact Factor Calculated?

$$\text{JIF} = \frac{\text{Citations in 2020 to items published in 2018 (49,095) + 2019 (41,186)}}{\text{Number of citable items in 2018 (904) + 2019 (903)}} = \frac{90,281}{1,807}$$

- ❖ 2022 JCR부터 전체 에디션의 저널에 JIF 부여
- 2022 JCR 개편안 공개 , 2022 JCR 개편안 추가 안내


Journal Citation Indicator (JCI)



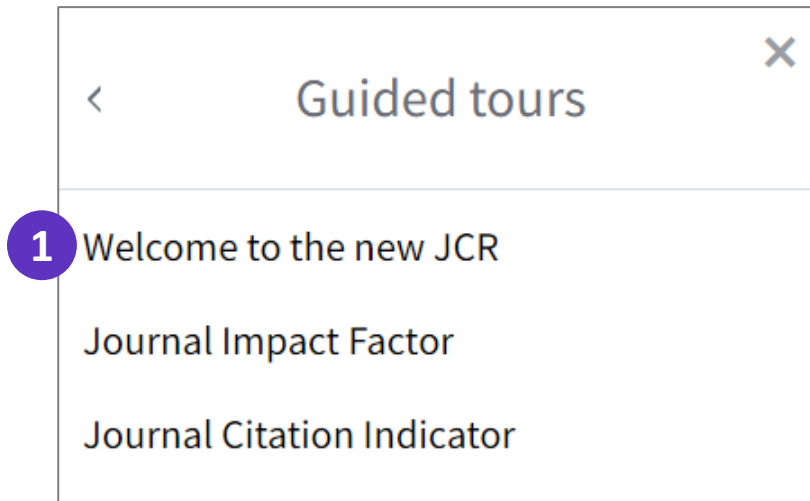
- ❑ 저널의 평균 인용수 (Citation Impact)를 Category, 출판연도, 문서형태에 따라 Normalization한 지표값
- ❑ JCR의 모든 저널 색인의 저널에 부여됨
- ❑ 2개 이상의 Category에 색인된 저널의 경우 평균값으로 1개의 JCI값이 부여됨
- ❑ 2017, 2018, 2019년도에 출판된 article과 review 형태의 논문이 2017, 2018, 2019, 2020년도에 인용된 값으로 산출됨

8. Guided Tours 활용하기

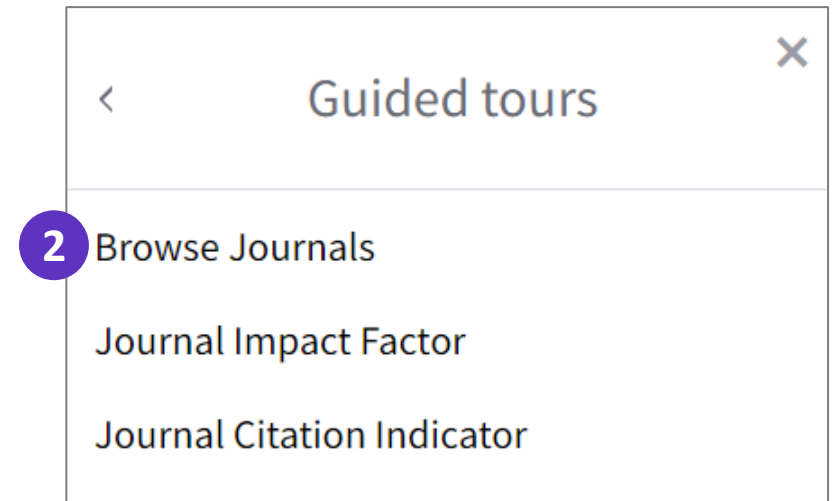
Guided Tours 활용하기



New JCR 첫화면



New JCR Browse Journals



1 Welcome to the new JCR

1

Welcome to the new Journal Citation Reports

We are excited to show you what is new in this year's Journal Citation Reports. You'll find:

- **More journals** - we've expanded content to include Arts & Humanities and Emerging Sources Citation Index journals
- **Journal Citation Indicator** - a new field-normalized metric for journals across all disciplines
- **Enhanced user experience** - interactive visualizations, simpler navigation and contextual help make the JCR easier to use than ever.

Let us show you around!

NO THANKS GET STARTED

2

STEP 2 OF 7

Expanded search

Search journal names, categories, keywords, or ISSNs to begin your search.

NEXT

3

STEP 3 OF 7

Decide where to publish

Use your existing manuscript combined with Clarivate's world-class data in **Manuscript Match** to find the right fit for you. Create a free account if you don't already have one.

BACK NEXT

4

STEP 4 OF 7

More journal coverage

Browse journals across all editions of Web of Science Core Collection, including:

- Science Citation Index Expanded
- Social Science Citation Index
- Arts & Humanities Citation Index
- and Emerging Sources Citation Index

BACK NEXT

Browse journals

Match my manuscript

COMING SOON

COMING SOON

2 Browse Journals

1

WALKTHROUGH

Browse Journals

We've made some changes to the journal browsing experience. Let us show you around!

[NO THANKS](#) [GET STARTED](#)

3

STEP 3 OF 5

Find journals quickly in the table. Enter a journal title to locate it in the list.

[BACK](#) [NEXT](#)

4

STEP 4 OF 5

Customize and save

Customize which indicators you see in the table, then save them to use again.

[BACK](#) [NEXT](#)

20,932 journals

Type journal name, ISSN, eISSN, category or a keyword

[Export](#)

2

STEP 2 OF 5

Use the filter panel to limit journals by citation index, subject category, indicator thresholds, and more.

[NEXT](#)

5

STEP 5 OF 5

New Journal Citation Indicator

Rank journals by this new, field-normalized metric. Journals in **all** citation indexes, including Arts & Humanities and the Emerging Sources Citation Index have a JCI value.

[BACK](#) [GOT IT, THANKS](#)

Journal	ISSN	eISSN	Category	Total Citations	2020 JCI	% of OA Gold
CA-A CAN CLINICIA				55,868	77.64	8.75 %
NATURE BIOLOGY				58,477	7.01	1.40 %
NEW ENGLAND JOURNAL OF MEDICINE	0028-4793	1533-4406	MEDICINE, GENERAL & INTERNAL - SCIE	464,351	26.14	0.00 %
NATURE REVIEWS DRUG DISCOVERY	1474-1776	1474-1784	Multiple	41,989	10.86	0.00 %
LANCET	0140-6736	1474-547X	MEDICINE GENERAL & INTERNAL	369,601	79.321	22.81 %

9. 도움말

Help Guide

Clarivate Products

Journal Citation Reports Browse journals Browse categories My favorites Donghyun.Kim@Clarivate.com

The world's leading journals and publisher-neutral data

Journal name, JCR abbreviation, ISSN, eISSN or category

Already have a manuscript? Find relevant, reputable journals for potential publication of your research using Manuscript matcher. Match my manuscript

See full listings and refine your search

- Browse journals
- Browse categories
- Browse publishers COMING SOON
- Browse countries COMING SOON

Resources & updates

- Product updates
- Guided tours
- Help & contact us
- Provide feedback

Help & contact us

- Training resources
- Submit an inquiry
- Help guide

Help guide로 이동

1 물음표를 클릭

Help Guide – What's New

JCR의 최신
업데이트 내용을
날짜별로 볼 수
있음

Clarivate™
Journal Citation Reports Help

Search

What's New

- Getting Started
- Scope Notes
- How to Cite Journal Citation Reports
- Downloading Information
- Editorial Information
- JCR Editorial Expression of Concern
- Title Suppressions
- Browse Journals
- Journal Profile
- Classic JCR
- Glossary
- Support

What's New

Data Updates

JCR Learning Portal

Glossary

About Journal Citation Reports

Journal Citation Reports aggregates the meaningful connections of citations created by the research community through the delivery of a rich array of publisher-independent data, metrics and analysis of the world's most impactful journals included in the Science Citation Index Expanded (SCIE), Social Sciences Citation Index (SSCI), Arts & Humanities Citation Index (AHCI), and the Emerging Sources Citation Index (ESCI).

Journal Citation Reports is the only journal report of its kind that is both complete and editorially selective; it contains all the data required to understand the components that index the value and impact of each journal. The structured data are curated by a global team of experts who continuously evaluate and select the collections of journals, books and conference proceedings covered in the Web of Science Core Collection to ensure accuracy in evaluating journal impact.

These expert insights enable you to explore the key drivers of a journal's value, making better use of the wide body of data and metrics available in the Journal Citation Reports, including the Journal Impact Factor (JIF)™ and the Journal Citation Indicator (JCI)

For more information about the current release of Journal Citation Reports, visit our [What's New](#) and [Database Updates](#) pages.

Clarivate Journal Citation Reports

Help Guide – Where to go

Clarivate™ Journal Citation Reports Help	목차	내용
What's New	What's New?	날짜별로 JCR의 업데이트 내용 확인 하는 창
Getting Started	Getting Started	등록, 로그인, 트레이닝 등 기본적인 사용법에 대한 창
Scope Notes	Scope Notes	Master Journal List로 연결이 되어서 SCIE, SSCI, AHCI 및 ESCI의 Scope Notes를 확인 가능
How to Cite Journal Citation Reports	How to Cite Journal Citation Report	JCR을 다른 인용해갈 경우 올바른 사용방법과 Reference list example를 확인 가능
Downloading Information	Downloading Information	JCR 안에서의 'Export' 또는 'Download'기능에 대한 설명
Editorial Information	Editorial Information	논문 정보상에서의 변화 (저널명 변경, 다중 저널명) 등을 볼 수 있는 창
JCR Editorial Expression of Concern	JCR Editorial Expression of Concern	우려되는 인용 패턴이 발견된 저널 리스트
Title Suppressions	Title suppression	우려되는 인용 패턴이 발견돼 JIF 부여를 보류한 저널 리스트 - self: 자기 인용이 너무 많은 경우 / stacking 특정 저널의 인용이 너무 많은 경우
Browse Journals	Browse Journals	Browse Journals에 대한 기능과 Filter, indicator에 대한 설명
Journal Profile	Journal Profile	Journal Profile에 대한 자세한 설명과 Journal Profile내의 각 파트에 대한 설명
Classic JCR	Classic JCR	Classic JCR의 Journal Profile, Category rank 등의 정보에 대한 설명 (22년 3월 4일부로 종료)
Glossary	Glossary	JCR을 활용에 도움을 줄 지표와 정의에 대한 도움 설명
Support	Support	JCR을 활용하며 제품에 대한 도움 혹은 접속을 위한 product support page의 링크



감사합니다.

고객지원 및 기술지원 문의

EMAIL : ts.support.korea@clarivate.com

유선전화 : 02-6105-4227

팩스 : 02-722-8947

© 2021 Clarivate. All rights reserved. Republication or redistribution of Clarivate content, including by framing or similar means, is prohibited without the prior written consent of Clarivate. Clarivate and its logo, as well as all other trademarks used herein are trademarks of their respective owners and used under license.

